

GAZELLE[®]

PRODUCT CATALOG **2024**

POWER TOOLS

GC1220 12V BRUSHLESS 10 MM DRILL DRIVER



GXT / **12V** / **BRUSHLESS**

SCOPE OF DELIVERY



SPECIFICATION

Power Source	Cordless
Voltage	12V
Battery Capacity	2.0 Ah
Motor Type	Brushless
Max. Torque Gear 1	35 Nm
Max. Torque Gear 2	16 Nm
No Load Speed	0 - 460 / 0 - 1600 RPM
Chuck Capacity	10 mm
Max. Screw Diameter	7 mm
Torque Settings	20 + 1
Max. Drilling Capacity (Wood)	20 mm
Max. Drilling Capacity (Steel)	10 mm
Weight	0.93 kg
Length	17 cm
Height	19 cm

GC2000 20V BRUSHLESS DRILL DRIVER



GXT / **20V** / **BRUSHLESS**

SCOPE OF DELIVERY



SPECIFICATION

Power Source	Cordless
Voltage	20V
Battery Capacity	2.0 Ah
Motor Type	Brushless
Max. Torque	60 Nm
No Load Speed	0 - 550 / 0 - 2000 RPM
Chuck Capacity	13 mm
Max. Screw Diameter	10 mm
Torque Settings	22 + 2
Max. Drilling Capacity (Wood)	38 mm
Max. Drilling Capacity (Steel)	13 mm
Weight	1.6 kg
Length	19 cm
Height	22 cm

GC2020 20V BRUSHLESS HAMMER DRILL 60 Nm



GXT / **20V** / **BRUSHLESS**

SPECIFICATION

Power Source	Cordless
Voltage	20V
Battery Capacity	2.0 Ah
Motor Type	Brushless
Max. Torque	60 Nm
No Load Speed	0 - 550 / 0 - 2000 RPM
Chuck Type	All Metal Ratcheting
Chuck Capacity	13 mm
Max. Screw Diameter	10 mm
Impact Rate	0 - 36000 BPM
Torque Settings	22 + 2
Reverse Function	Yes
Max. Drilling Diameter (Wood)	38 mm
Max. Drilling Diameter (Steel)	13 mm
Max. Drilling Diameter (Masonry)	13 mm
Weight	1.7 kg
Length	20 cm
Height	22 cm

SCOPE OF DELIVERY



GC2030

20V BRUSHLESS HAMMER DRILL 120 Nm



1/2" Metal Ratcheting Keyless Chuck

LED Light
Illuminates dark work spaces

Variable Speed Trigger
For control in various application

2 Mode Speed Selectors
Delivers high torque output of 120 Nm

Brushless Motor
More powerful, higher efficiency and longer runtime

Forward Reverse Control Switch

Ergonomic Rubber Handle
Increased comfort while using the tool for long durations

20V 5Ah Battery
For maximum runtime and power

GXT / 20V BRUSHLESS

SPECIFICATION

Power Source	Cordless
Voltage	20V
Battery Capacity	5.0 Ah
Motor Type	Brushless
Max. Torque	120 Nm
No Load Speed	0 - 500 / 0 - 2000 RPM
Chuck Type	All Metal Ratcheting
Chuck Capacity	13 mm
Max. Screw Diameter	10 mm
Impact Rate	0 - 32000 BPM
Torque Settings	24 + 2
Reverse Function	Yes
Max. Drilling Capacity (Wood)	45 mm
Max. Drilling Capacity (Metal)	13 mm
Max. Drilling Capacity (Masonry)	13 mm
Weight	2.2 kg
Length	20 cm
Height	25 cm

SCOPE OF DELIVERY



GC2032 20V BRUSHLESS 1/4 IN. IMPACT WRENCH



GXT / 20V / BRUSHLESS

SCOPE OF DELIVERY



SPECIFICATION

Power Source	Cordless
Voltage	20V
Battery Capacity	5.0 Ah
Motor Type	Brushless
No Load Speed	0 - 1100 / 0 - 2000 RPM
Impact Per Minute	0 - 1700 / 0 - 3000 IPM
Torque Settings	0 - 90 / 0 - 180 Nm
Max. Screw Diameter	14 mm
Tool Holder	1/4 in. Hex
Variable Speed	Yes
Reverse Function	Yes
Weight	1.7 kg
Length	15 cm
Height	25 cm

GC2034 20V BRUSHLESS 1/2 IN. IMPACT WRENCH

Robust Aluminium Housing

Delivering maximum performance with increased fastening torque of 488 Nm

1/2" Square Drive

LED Light

Illuminates dark work spaces

Variable Speed Trigger with 4 Mode Torque Select

Allows to select different modes and speed control with smart reverse mode

Brushless Motor

More powerful, higher efficiency and longer runtime

Forward Reverse Control Switch

Ergonomic Rubber Handle

Increased comfort while using the tool for long durations

20V 5.0 Ah Battery

For maximum runtime and power



GXT / **20V** / **BRUSHLESS**

SCOPE OF DELIVERY



SPECIFICATION

Power Source	Cordless
Voltage	20V
Battery Capacity	5.0 Ah
Motor Type	Brushless
Max Torque	488 Nm
Breakaway Torque	682 Nm
No Load Speed	0 - 1800 / 0 - 2100 / 0 - 2400 RPM
Impacts Per Minute	0 - 1000 / 0 - 1700 / 0 - 2400 / 0 - 2700 IPM
Torque Settings	0 - 350 / 0 - 400 / 0 - 488 Nm
Tool Holder	1/2 in Square
Variable Speed	Yes
Reverse Function	Yes
Weight	2.0 kg
Length	16 cm
Height	25 cm

GC2036 20V BRUSHLESS 1/2 IN. TORQUE WRENCH

Robust Aluminium Housing

Delivering maximum performance with increased fastening torque of 910 Nm

1/2" Square Drive

LED Light

Illuminates dark work spaces

Variable Speed Trigger with 4 Mode Torque Select

Allows to select different modes and speed control with smart reverse mode



Brushless Motor

More powerful, higher efficiency and longer runtime

Forward Reverse Control Switch

Ergonomic Rubber Handle

Increased comfort while using the tool for long durations

20V 5Ah Battery

For maximum runtime and power

GXT / **20V** / **BRUSHLESS**

SCOPE OF DELIVERY



SPECIFICATION

Power Source	Cordless
Voltage	20V
Battery Capacity	5.0 Ah
Motor Type	Brushless
Max Torque	698 Nm
Breakaway Torque	910 Nm
No Load Speed	0 - 500 / 0 - 1200 / 0 - 1900 / 0 - 2200 RPM
Impacts Per Minute	0 - 1000 / 0 - 1700 / 0 - 2400 / 0 - 2700 IPM
Torque Settings	0 - 300 / 0 - 400 / 0 - 500 / 0 - 698 Nm
Tool Holder	1/2 in Square
Variable Speed	Yes
Reverse Function	Yes
Weight	2.5 kg
Length	18 cm
Height	27 cm

GC2038 20V BRUSHLESS ANGLE GRINDER



GXT / **20V** / **BRUSHLESS**

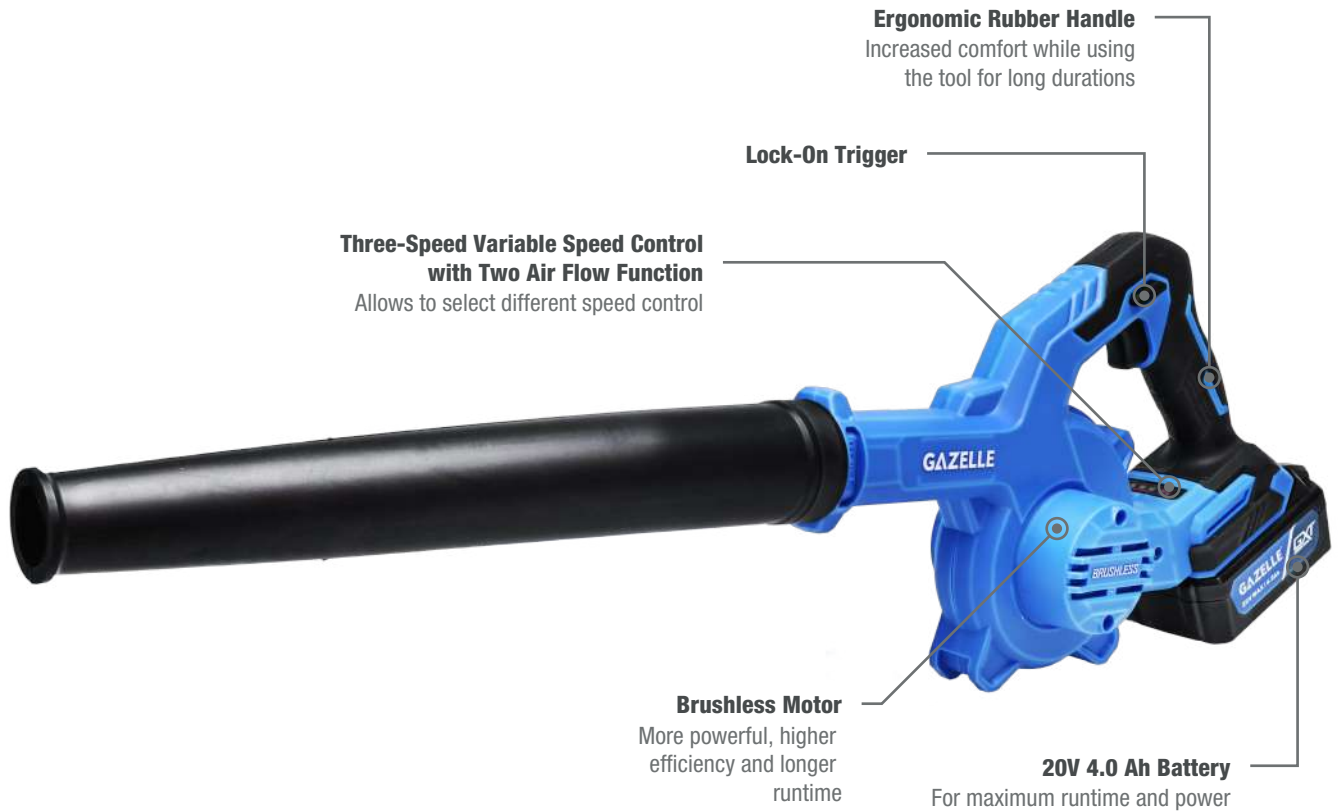
SCOPE OF DELIVERY



SPECIFICATION

Power Source	Cordless
Voltage	20V
Battery Capacity	5.0 Ah
Motor Type	Brushless
Blade Size	125 mm
Bore Size	16 mm
Switch Type	Slide Switch
No Load Speed	8500 RPM
Spindle Thread	M14
Weight	2.2 kg
Length	36 cm

GC2044 20V BRUSHLESS COMPACT BLOWER



GXT / **20V** / **BRUSHLESS**

SCOPE OF DELIVERY



SPECIFICATION

Power Source	Cordless
Voltage	20V
Battery Capacity	4.0 Ah
Motor Type	Brushless
Blowing and Suction	Yes
Speed	0 - 11000 / 0 - 15000 / 0 - 18000 RPM
Air Flow	0 - 67 / 0 - 92 / 0 - 110 CFM
Weight	1.9 kg
Length	- cm

20V GXT BATTERY CHARGER AND LI-ION BATTERY



GC1000

Voltage	110 - 240V
---------	------------



GC1020

Battery Voltage	20V
Battery Capacity	2.0 Ah



GC1040

Battery Voltage	20V
Battery Capacity	4.0 Ah



GC1050

Battery Voltage	20V
Battery Capacity	5.0 Ah

GD1010 10 MM ROTARY DRILL



10 mm Keyless Chuck

Compact Design Housing
For optimum handling in medium-duty drilling applications

Variable Speed Control
Drill spindle fixed in bearing for high precision

Ergonomic Rubber Handle
Increased comfort while using the tool for long durations

SCOPE OF DELIVERY

- GD1010 Rotary Drill
- Carbon Brush

SPECIFICATION

Power Source	Corded
Voltage	220V
Rated Input Power	460W
No Load Speed	3000 RPM
Chuck Capacity	10 mm
Max. Drilling Capacity (Steel)	10 mm
Max. Drilling Capacity (Wood)	25 mm
Weight	1.3 kg

GD1320 13 MM IMPACT DRILL



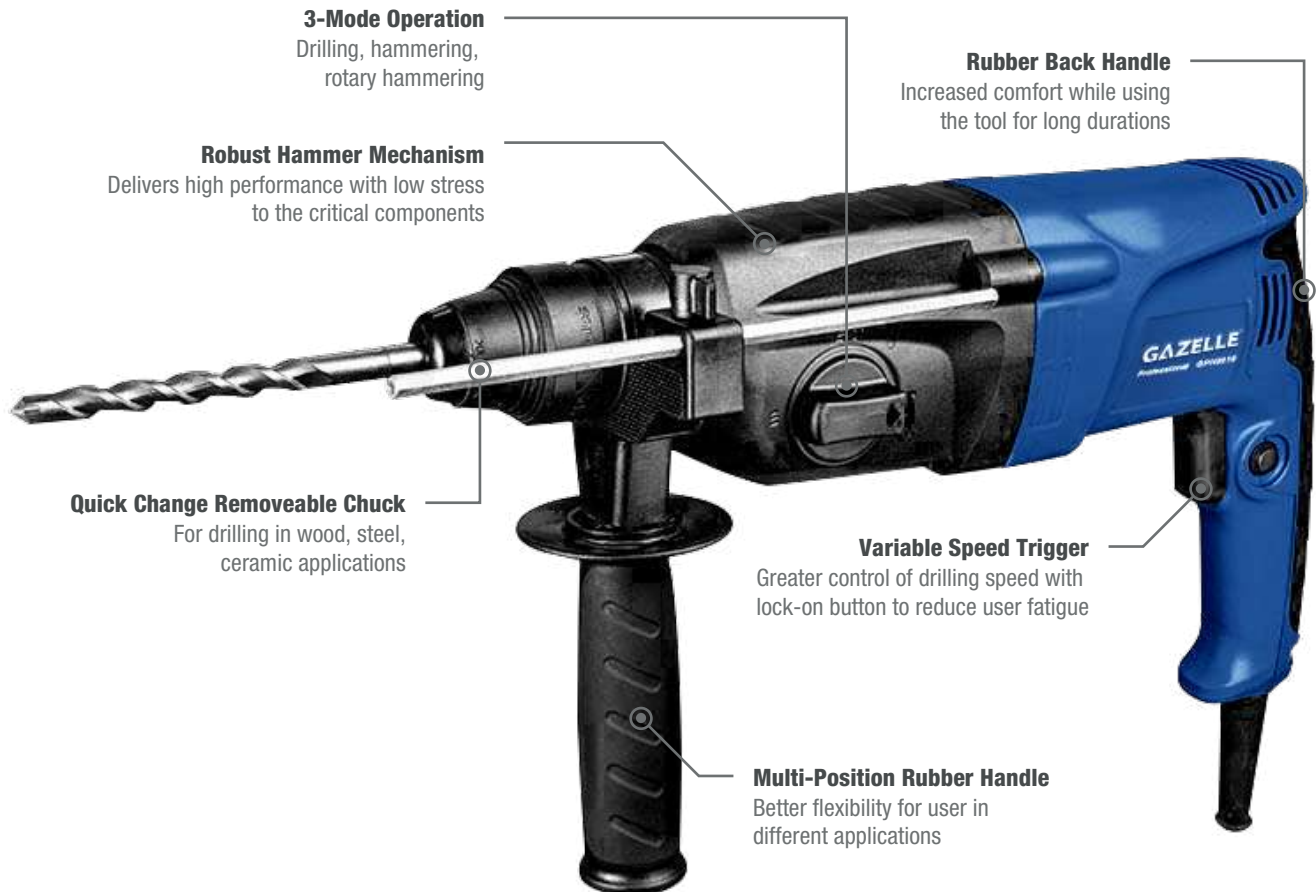
SCOPE OF DELIVERY

- GD1320 Impact Drill
- Auxiliary Handle
- Depth Gauge
- Chuch Wrench
- Carbon Brush

SPECIFICATION

Power Source	Corded
Voltage	220V
Rated Input Power	710W
No Load Speed	3200 RPM
Rated Impact Frequency	0 - 4500 BPM
Chuck Capacity	13 mm
Max. Drilling Capacity (Wood)	30 mm
Max. Drilling Capacity (Metal)	13 mm
Max. Drilling Capacity (Brick Wall)	16 mm
Weight	2.0 kg
Length	27 mm

GH2210 26 MM SDS-PLUS ROTARY HAMMER



SCOPE OF DELIVERY

- GH2210 Rotary Hammer
- Multi-Position Handle
- Quick Change Keyless Chuck
- Depth Gauge
- Carbon Brush

SPECIFICATION

Power Source	Corded
Voltage	220V
Bit Type	SDS Plus
Power Input	800W
Operation Modes	Hammering / Rotation / Hammering with Rotation
Max. Impact Energy	2.8 J
No Load Speed	0 - 1200 RPM
Blows Per Minute	4000 BPM
Max. Drilling Capacity (Concrete)	26 mm
Max. Drilling Capacity (Steel)	13 mm
Max. Drilling Capacity (Wood)	30 mm
Weight	2.93 kg
Length	35 mm

GM4010 4 IN. ANGLE GRINDER



SCOPE OF DELIVERY

- GM4010 Angle Grinder
- Auxiliary Handle
- Wrench
- Carbon Brush

SPECIFICATION

Power Source	Corded
Voltage	220V
Rated Input Power	800W
Blade Size	100 mm
Bore Size	16 mm
Switch Type	Paddle Switch
No Load Speed	0 - 13000 RPM
Spindle Thread	M10
Weight	1.5 kg
Length	27 cm

GM4510 4 1/2 IN. ANGLE GRINDER



SCOPE OF DELIVERY

- GM4510 Angle Grinder
- Auxiliary Handle
- Wrench
- Carbon Brush

SPECIFICATION

Power Source	Corded
Voltage	220V
Rated Input Power	850W
Blade Size	115 mm
Bore Size	22 mm
Switch Type	Slide Switch
No Load Speed	0 - 11800 RPM
Spindle Thread	M14
Weight	1.8 kg
Length	26 cm

GM4520 4 1/2 IN. ANGLE GRINDER



SCOPE OF DELIVERY

- GM4520 Angle Grinder
- Auxiliary Handle
- Wrench
- Carbon Brush

SPECIFICATION

Power Source	Corded
Voltage	220V
Rated Input Power	800W
Blade Size	115 mm
Bore Size	22 mm
Switch Type	Paddle Switch
No Load Speed	0 - 11800 RPM
Spindle Thread	M14
Weight	1.5 kg
Length	27 cm

GM4520C 4 1/2 IN. ANGLE GRINDER



SCOPE OF DELIVERY

- GM4520C Angle Grinder
- Auxiliary Handle
- Wrench
- Carbon Brush

SPECIFICATION

Power Source	Corded
Voltage	110V
Rated Input Power	800W
Blade Size	115 mm
Bore Size	22 mm
Switch Type	Paddle Switch
No Load Speed	0 - 11800 RPM
Spindle Thread	M14
Weight	1.5 kg
Length	27 cm

GM4550 5 IN. ANGLE GRINDER



SCOPE OF DELIVERY

- GM4550 Angle Grinder
- Auxiliary Handle
- Hex Wrench
- Carbon Brush

SPECIFICATION

Power Source	Corded
Voltage	220V
Rated Input Power	1500W
Blade Size	115 / 125 mm
Bore Size	22 mm
Switch Type	Paddle Switch
No Load Speed	0 - 11800 RPM
Spindle Thread	M14
Weight	2.3 kg
Length	38 cm

GM4570 7 IN. ANGLE GRINDER



SCOPE OF DELIVERY

- GM4570 Angle Grinder
- Auxiliary Handle
- Wrench
- Carbon Brush

SPECIFICATION

Power Source	Corded
Voltage	220V
Rated Input Power	2200W
Blade Size	180 mm
Bore Size	22 mm
Switch Type	Paddle Switch
No Load Speed	8300 RPM
Spindle Thread	M14
Weight	5.0 kg
Length	48 cm

GM4590 9 IN. ANGLE GRINDER



SCOPE OF DELIVERY

- GM4590 Angle Grinder
- Auxiliary Handle
- Wrench
- Carbon Brush

SPECIFICATION

Power Source	Corded
Voltage	220V
Rated Input Power	2200W
Blade Size	230 mm
Bore Size	22 mm
Switch Type	Paddle Switch
No Load Speed	8300 RPM
Spindle Thread	M14
Weight	5.0 kg
Length	48 cm

GM4580 6 MM DIE GRINDER



SCOPE OF DELIVERY

- GM4580 Die Grinder
- Wrench
- Collet
- Barrel Guard
- Carbin Brush

SPECIFICATION

Power Source	Corded
Voltage	220V
Rated Input Power	550W
Max. Grinding Wheel Size	25 mm
Collet Size	6 mm
Switch Type	Slide Switch
No Load Speed	9000 - 26700 RPM
Weight	1.6 kg
Length	37 cm

GM4518 7 IN. VARIABLE SPEED POLISHER



SCOPE OF DELIVERY

- GM4518 Polisher
- Wool Bonnet
- Hex Wrench
- Carbon Brush

SPECIFICATION

Power Source	Corded
Voltage	220V
Rated Input Power	1400W
Blade Size	180 mm
Bore Size	22 mm
Switch Type	Trigger Switch
No Load Speed	690 - 3800 RPM
Spindle Thread	M14
Weight	3.4 kg
Length	37 cm

GM4535 14 IN. HIGH POWER CHOPSAW



SCOPE OF DELIVERY

- GM4535 Chopsaw
- Hex Wrench
- Carbon Brush

SPECIFICATION

Power Source	Corded
Voltage	220V
Power Input	2000W
Blade Diameter	355 mm
Bore Size	25.4 mm
No Load Speed	0 - 3800 RPM
Cutting Capacity 0 to 45° mitre - Round Bar	65 mm
Cutting Capacity 0 to 45° mitre - Pipe	120 mm
Cutting Capacity 0 to 45° mitre - Profiled Bar	120 x 130 mm
Weight	16.0 kg

GM4560 RECIPROCATING SAW



Tool-less Blade Change

For fast blade installation and removal with longer stroke cutting performance

Adjustable Base Design

Allows to modify the depth and angle for flush cutting and increased versatility

Soft Grip Handle

For increased comfort and control

Variable Speed Trigger

For precise cutting in a wide variety of applications

Variable Speed Dial

6-settings for accurate cutting through various materials


SCOPE OF DELIVERY

- GM4560 Reciprocating Saw
- Saw Blade
- Carbon Brush

SPECIFICATION

Power Source	Corded
Voltage	220V
Power Input	1300W
No Load Stroke Rate	2900 SPM
Stroke Length	30 mm
Max. Cutting Capacity (Wood)	255 mm
Max. Cutting Capacity (Steel Sections & Pipes)	130 mm
Weight	3.8 kg

GB8000 VARIABLE SPEED BLOWER



SCOPE OF DELIVERY

- GB8000 Blower
- Blowpipe Assembly
- Dust Bag Assembly
- Carbon Brush

SPECIFICATION

Power Source	Corded
Voltage	220V
Power Input	680W
Speed	0 - 8300 / 0 - 16300 RPM
Air Flow	0 - 56.5 / 0 - 113 CFM
Blowing and Suction	Yes
Weight	1.8 kg
Length	46 cm
Height	17 cm

GH2000 VARIABLE SPEED HEATGUN

Compact Design Housing

Lightweight design (0.8 kg)
reduces user fatigue



Variable Air-Flow Control Dial

For precise control over the
variety of applications

Slide Switch Temperature Settings

For control between
50-480°C and 50-600°C
for greater versatility

SCOPE OF DELIVERY

- GH2000 Heatgun
- Flat Wind Tube
- Round Wind Tube

SPECIFICATION

Power Source	Corded
Voltage	220V
Power	2000W
Operating Temperature	50 - 480 / 50 - 600 °C
Air Flow	210 - 250 / 340 - 450 l/min
Weight	0.80 kg
Length	24 cm

GW7050 D-HANDLE JIGSAW



SCOPE OF DELIVERY

- GW7050 Jigsaw
- Saw Blade
- Hex Wrench
- Blade Gauge
- Plastic Base
- Carbon Brush

SPECIFICATION

Power Source	Corded
Voltage	220V
Power Input	580W
No Load Stroke Rate	0 - 500 / 0 - 3100 SPM
Bevel Capacity	45° (Left / Right)
Max. Cutting Capacity (Wood)	85 mm
Max. Cutting Capacity (Steel)	10 mm
Variable Speed	Yes
Weight	2.7 kg
Length	25 cm

GW7030 7 IN. CIRCULAR SAW



SCOPE OF DELIVERY

- GW7030 Circular Saw
- Hex Wrench
- Fixing Plate
- Blade
- Carbon Brush

SPECIFICATION

Power Source	Corded
Voltage	220V
Power Input	1500W
Blade Diameter	185 mm
Blade Bore	16 mm
No Load Speed	0 - 5300 RPM
Max. Cutting Capacity 90°	64 mm
Bevel Capacity	45°
Weight	4.1 kg

GW7040 9 IN. CIRCULAR SAW



SCOPE OF DELIVERY

- GW7040 Circular Saw
- Hex Wrench
- Fixing Plate
- Blade
- Carbon Brush

SPECIFICATION

Power Source	Corded
Voltage	220V
Power Input	2000W
Blade Diameter	235 mm
Blade Bore	16 mm
No Load Speed	0 - 4100 RPM
Max. Cutting Angle	50°
Bevel Capacity	45°
Max. Depth of Cut 90°	85 mm
Max. Depth of Cut 45°	60 mm
Weight	6.5 kg

GT1400 ELECTRIC TILE CUTTER



SCOPE OF DELIVERY

- GT1400 Tile Cutter
- Socket Wrench
- Wrench
- Carbon Brush

SPECIFICATION

Power Source	Corded
Voltage	220V
Power Input	1400W
Blade Diameter	110 mm
Bore Size	20 mm
No Load Speed	0 - 13000 RPM
Max. Cutting Capacity	30 mm
Weight	2.9 kg

GW7010 1/4 IN. SHEET SANDER



Rubber Sealed Switch
Placed in easy to reach location for one hand use

Ergonomic Rubber Grip
Improves comfort and control for smooth sanding

Double Insulated

Clamping Lever
Better sandpaper retention

SCOPE OF DELIVERY

- GW7010 Sander
- Carbin Brush

SPECIFICATION

Power Source	Corded
Voltage	220V
Power Input	240W
Orbits Per Minute	14000 OPM
Paper Size	100 x 100 mm
Dust Sealed Switch	Yes
Weight	1.2 kg

GW7020 5 IN. RANDOM ORBITAL SANDER



SCOPE OF DELIVERY

- GW7020 Orbital Sander
- Dust Bag
- Carbin Brush

SPECIFICATION

Power Source	Corded
Voltage	220V
Power Input	300W
Variable Speed	Yes
Orbits Per Minute	4000 - 12000 OPM
Disc Diameter	125 mm
Dust Sealed Switch	Yes
Weight	1.4 kg

INNOVATION
PERFORMANCE
SAFETY
CONFIDENCE
GAZELLE

GAZELLE

sales@gazelleindustrial.com | www.gazelleindustrial.com